



# WOODLAND

2,071 SQ.FT. TWO STOREY



Elevation A

All drawings and renderings are an artist's concept and may vary slightly from the final product. E. & O.E. All home styles are available in any of the colour packages. Each colour package has two elevations to choose from. Speak to your New Home Sales Representative for more details.



South River is proudly brought to you by Gemini Homebuilders





# WOODLAND

2,071 SQ.FT. TWO STOREY



Elevation B

All drawings and renderings are an artist's concept and may vary slightly from the final product. E. & O.E. All home styles are available in any of the colour packages. Each colour package has two elevations to choose from. Speak to your New Home Sales Representative for more details.

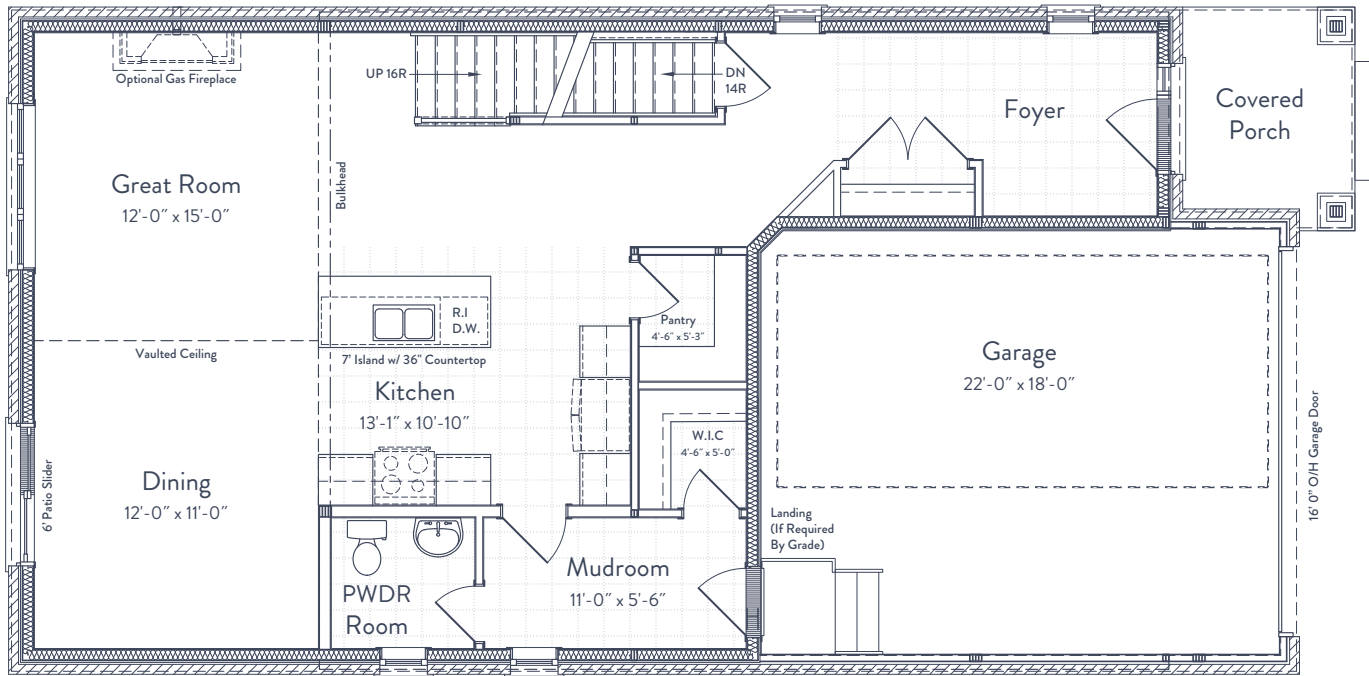


South River is proudly brought to you by Gemini Homebuilders

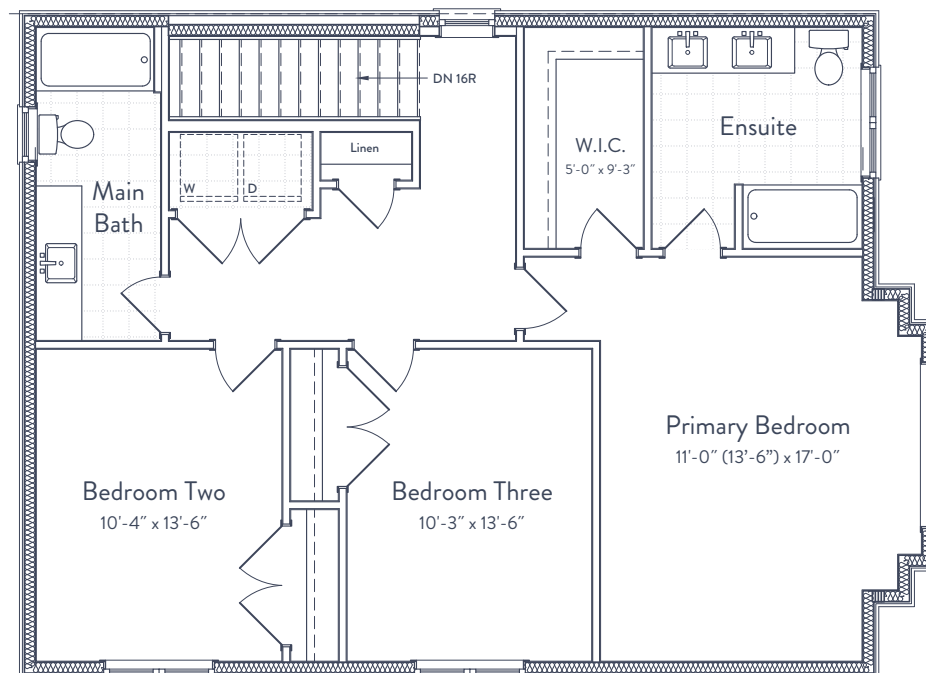


FINISHED LIVING SPACE <b>2,071 SQ FT</b>	UNFINISHED LIVING SPACE <b>835 SQ FT</b>	BEDROOMS <b>3</b>	BATHS <b>2.5</b>
---	---	----------------------	---------------------

MAIN LEVEL:



SECOND LEVEL:



Interior and exterior configuration varies by floor and specifications are subject to change without notice. See a sales representative for further information. E.&O.E.

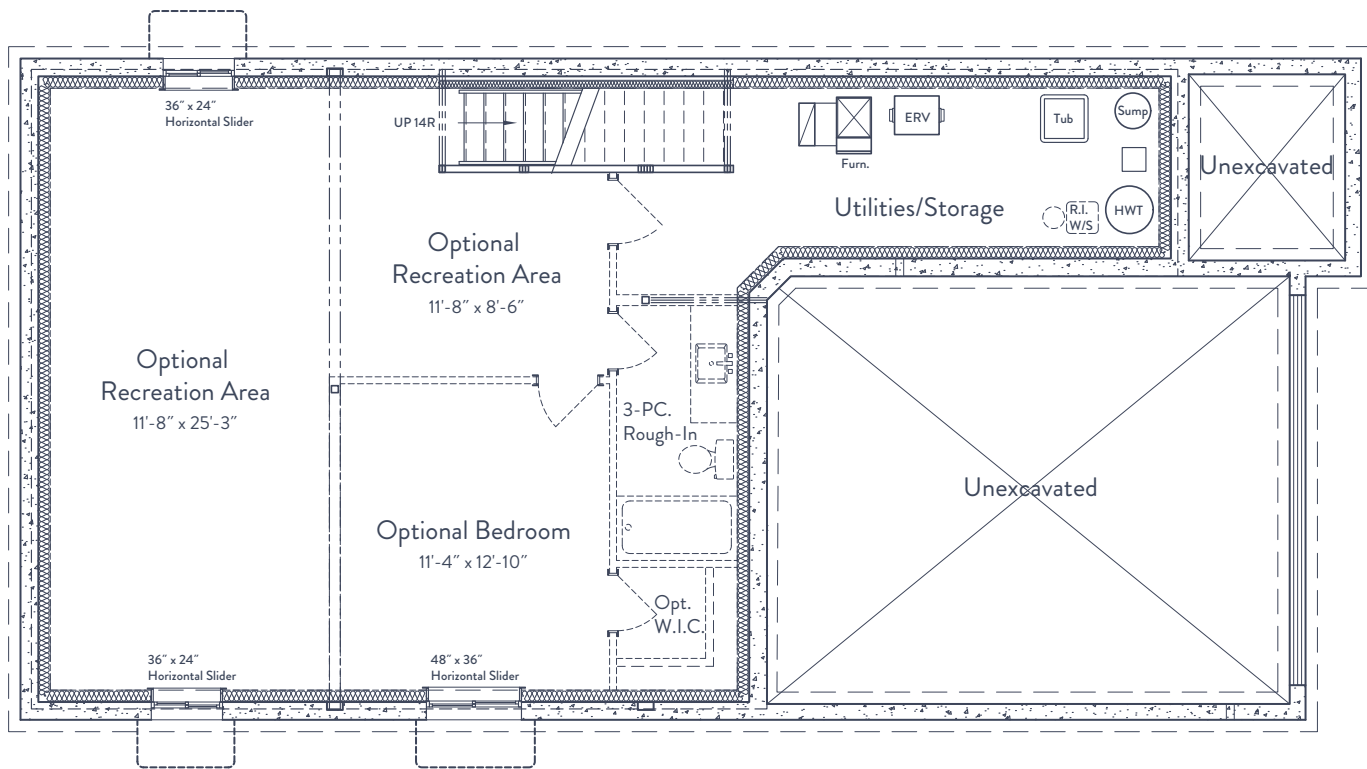


South River is proudly brought to you by Gemini Homebuilders.



FINISHED LIVING SPACE <b>2,071 SQ FT</b>	UNFINISHED LIVING SPACE <b>835 SQ FT</b>	BEDROOMS <b>3</b>	BATHS <b>2.5</b>
---	---	----------------------	---------------------

BASEMENT:



Interior and exterior configuration varies by floor and specifications are subject to change without notice. See a sales representative for further information. E.&O.E.



South River is proudly brought to you by Gemini Homebuilders.

